


Sartorius Cubis® Series


CUBIS
**MODULAR
DESIGN**

General Specifications

Power supply	100–240 V~, –15 %/+10 %, 50–60 Hz, 1.0 A
Input voltage	15 VDC, ± 5 %
Power consumption	7W (max.)
Ambient temperature	Operation +5°C to +40°C
Highest relative humidity	80 % for temperatures up to 31°C, decreasing linearly to 50 % relative humidity for 40°C
Safety of electrical equipment	According to EN 61010-1:2001: Safety requirements for electrical equipment for measurement, control, and laboratory use – Part 1: General requirements
Electromagnetic compatibility	According to EN 61326-1:2006: Electrical equipment for measurement, control, and laboratory use – EMC requirements – Part 1: General requirements
Defined immunity to interference	Suitable for use in industrial areas
Interference emission	Class B (suitable for use in residential areas and areas that are connected to a low voltage network that also supplies residential buildings)

Cubis® Display and Control Units



Type	MSA	MSU	MSE
Operation	Touch screen, keys for central basic functions	Keys	Keys
Display	High-resolution color TFT, 5.7" graphic display	High-resolution black-and-white, 5.7" graphical display	Liquid crystal display, black-and-white
Adaptation of the display and control unit	Tiltable display, removable display and control unit		Removable display and control unit
Standard data interfaces	<ul style="list-style-type: none"> – USB port (integrated into weighing module) – RS-232C accessory interface, 25-pin (integrated into weighing module) – Choice of data protocols available (also enables connection to software designed for external manufacturers) – Ethernet (integrated into display unit) 		<ul style="list-style-type: none"> – USB port (integrated into weighing module) – RS-232C accessory interface, 25-pin (integrated into weighing module)
SD card reader	Integrated as standard into display and control unit		–
Operation of the motorized draft shield (only for DA, DI, DM draft shields)	Activated by side keys or touch-free using IR sensor (optional); learning capability		Activated by key or touch-free using IR sensor (optional); learning capability
Applications	Unit conversion, SQmin function for minimum initial weight according to USP, isoCAL automatic calibration adjustment function, individual identifiers, density determination, statistics, calculations, averaging, formulation, weighing in percent, time-controlled functions, totalizing, DKD measurement uncertainty, second tare memory, counting, checkweighing, alibi memory, audit trail		Unit conversion, isoCAL automatic calibration adjustment function, density determination (buoyancy method only), calculations, averaging, net total formulation, weighing in percent, counting, totalizing

Cubis® Weighing Modules

Ultra-Micro Balances 0.0001 mg

Model		2.7S	2.7S (with DF filter draft shield)
Readability	mg	0.0001	0.0001
Weighing capacity	g	2.1	2.1
Tare range (subtractive)	g	– 2.1	– 2.1
Repeatability	≤±mg	0.00025	0.00025
Linearity	≤±mg	0.0009	0.0009
Corner load (test load [g])	mg	0.0025 (1)	0.0025 (1)
Optimal starting point of the operating range*	mg	0.082	–
Sensitivity drift between +10 to +30°C	±ppm/K	1	1
Typical stabilization time	s	< 7	< 7
Typical measurement time	s	< 10	< 10
External standard calibration value (min. accuracy class)	g	2 (E2)	2 (E2)
Display result (depending on the set filter level)	s	0.1 – 0.4	0.1 – 0.4
Weighing pan size Ø	mm	20	50
Weighing chamber height	mm	70	15
Protection		Protected against dust and water	

* = According to USP (United States Pharmacopeia) Chapter 41, the optimal operating range is defined as the range from 820 d to the maximum weighing capacity. Depending on the installation location and environmental conditions, the value may be higher.

Micro Balances 0.001 mg

Model		6.6S	6.6S (with DF filter draft shield)	3.6P
Readability	mg	0.001	0.001	0.001 0.002 0.005
Weighing capacity	g	6.1	6.1	1.1 2.1 3.1
Tare range (subtractive)	g	- 6.1	- 6.1	- 3.1
Repeatability	≤±mg	0.001	0.001	0.003 0.004 0.005
Linearity	≤±mg	0.004	0.004	0.004
Corner load (test load [g])	mg	0.004 (2)	0.004 (2)**	0.005 (1)
Optimal starting point of the operating range*	mg	0.82	-	0.82
Sensitivity drift between +10 to +30°C	±ppm/K	1	1	1
Typical stabilization time	s	< 5	< 5	< 5
Typical measurement time	s	< 8	< 8	< 8
External standard calibration value (min. accuracy class)	g	5 (E2)	5 (E2)	3 (E2)
Display result (depending on the set filter level)	s	0.1 – 0.4	0.1 – 0.4	0.1 – 0.4
Weighing pan size Ø	mm	30	50	30
Weighing chamber height	mm	70	15	70
Protection		Protected against dust and water		

Semi-Micro Balances 0.01 mg

Model		225S	225P	125P
Readability	mg	0.01	0.01 0.02 0.05	0.01 0.1
Weighing capacity	g	220	60 120 220	60 120
Tare range (subtractive)	g	- 220	- 220	- 120
Repeatability	≤±mg	0...60 g: 0.015 60...220 g: 0.025	0...60 g: 0.015 60...220 g: 0.04	0...60 g: 0.015 60...120 g: 0.06
Linearity	≤±mg	0.1	0.15	0.15
Corner load (test load [g])	mg	0.15 (100)	0.2 (100)	0.15 (50)
Optimal starting point of the operating range*	mg	8.2	8.2	8.2
Sensitivity drift between +10 to +30°C	±ppm/K	1	1	1
Typical stabilization time	s	≤ 2	≤ 2	≤ 2
Typical measurement time	s	≤ 6	≤ 6	≤ 6
External standard calibration value (min. accuracy class)	g	200 (E2)	200 (E2)	100 (E2)
Display result (depending on the set filter level)	s	0.2 – 0.4	0.2 – 0.4	0.2 – 0.4
Weighing pan size (W × D)	mm	85 × 85	85 × 85	85 × 85
Weighing chamber height (draft shield DU)	mm	261	261	261
Protection		Protected against dust and water		

* = According to USP (United States Pharmacopeia) Chapter 41, the optimal operating range is defined as the range from 820 d to the maximum weighing capacity. Depending on the installation location and environmental conditions, the value may be higher.

** = Measured using a standard pan

Analytical Balances 0.1 mg

Model		524S	524P	324S	324P	224S	124S
Readability	mg	0.1	0.1 0.2 0.5	0.1	0.1 0.2 0.5	0.1	0.1
Weighing capacity	g	520	120 240 520	320	80 160 320	220	120
Tare range (subtractive)	g	- 520	- 520	- 320	- 320	- 220	- 120
Repeatability	≤±mg	0.1	0.15 0.2 0.4	0.1	0.1 0.2 0.4	0.07	0.1
Linearity	≤±mg	0.4	0.5	0.3	0.5	0.2	0.2
Corner load (test load [g])	mg	0.3 (200)	0.4 (200)	0.3 (200)	0.4 (200)	0.2 (100)	0.2 (50)
Optimal starting point of the operating range*	mg	82	82	82	82	82	82
Sensitivity drift between +10 to +30°C	±ppm/K	1	1	1	1	1	1
Typical stabilization time	s	< 1	< 1	< 1	< 1	< 1	< 1
Typical measurement time	s	< 3	< 3	< 3	< 3	< 3	< 3
External standard calibration value (min. accuracy class)	g	500	500	200+100 (E2)	200+100 (E2)	200 (E2)	100 (E2)
Display result (depending on the set filter level)	s	0.1 – 0.4	0.1 – 0.4	0.1 – 0.4	0.1 – 0.4	0.1 – 0.4	0.1 – 0.4
Weighing pan size (W × D)	mm	85 × 85	85 × 85	85 × 85	85 × 85	85 × 85	85 × 85
Weighing chamber height (draft shield DU)	mm	261	261	261	261	261	261
Protection		IP54 in accordance with IEC 60529					

Precision Balances

Model		5203S	5203P	3203S	2203S	2203P	1203S
Readability	mg	1	1 2 5	1	1	1 10	1
Weighing capacity	g	5,200	1,200 2,400 5,200	3,200	2,200	1,010 2,200	1,200
Tare range (subtractive)	g	- 5,200	- 5,200	- 3,200	- 2,200	- 2,200	- 1,200
Repeatability	≤±mg	1	1	1	1	1 6	0.7
Linearity	≤±mg	5	5	5	3	5	2
Corner load (test load [g])	mg	2 (2,000)	2 (2,000)	2 (1,000)	2 (1,000)	3 (1,000)	2 (500)
Optimal starting point of the operating range*	g	0.82	0.82	0.82	0.82	0.82	0.82
Sensitivity drift between +10 to +30°C	±ppm/K	1	1	1	1	1	1.5
Typical stabilization time	s	≤ 1	≤ 1	≤ 1	≤ 1	≤ 1	≤ 1
Typical measurement time	s	≤ 2	≤ 2	≤ 2	≤ 1.5	≤ 1.5	≤ 1.5
External standard calibration value (min. accuracy class)	g	5,000	5,000	2,000	2,000 (E2)	1,000 (E2)	1,000 (E2)
Display result (depending on the set filter level)	s	0.1 – 0.4	0.1 – 0.4	0.1 – 0.4	0.1 – 0.4	0.1 – 0.4	0.1 – 0.4
Weighing pan size (W × D)	mm	140 × 140	140 × 140	140 × 140	140 × 140	140 × 140	140 × 140
Weighing chamber height (draft shield DE)	mm	172	172	172	172	172	172
Protection		Protected against dust and water					

* = According to USP (United States Pharmacopeia) Chapter 41, the optimal operating range is defined as the range from 820 d to the maximum weighing capacity. Depending on the installation location and environmental conditions, the value may be higher.

Precision Balances

Model		623S	623P	323S
Readability	mg	1	1 2 5	1
Weighing capacity	g	620	150 300 620	320
Tare range (subtractive)	g	- 620	- 620	- 320
Repeatability	≤±mg	0.7	1 2 4	0.7
Linearity	≤±mg	2	5	2
Corner load (test load [g])	mg	2 (200)	4 (200)	2 (200)
Optimal starting point of the operating range*	g	0.82	0.82	0.82
Sensitivity drift between +10 to +30°C	±ppm/K	2	2	2
Typical stabilization time	s	≤ 0.8	≤ 0.8	≤ 0.8
Typical measurement time	s	≤ 1	≤ 1	≤ 1
External standard calibration value (min. accuracy class)	g	500 (E2)	500 (F1)	200 (E2)
Display result (depending on the set filter level)	s	0.1 – 0.4	0.1 – 0.4	0.1 – 0.4
Weighing pan size (W × D)	mm	140 × 140	140 × 140	140 × 140
Weighing chamber height (draft shield DE)	mm	172	172	172
Protection		Protected against dust and water		

Model		14202S	14202P	10202S	8202S
Readability	mg	10	10 20 50	10	10
Weighing capacity	g	14,200	3,500 7,000 14,200	10,200	8,200
Tare range (subtractive)	g	- 14,200	- 14,200	- 10,200	- 8,200
Repeatability	≤±mg	10	10 20 40	7	7
Linearity	≤±mg	30	50	20	20
Corner load (test load [g])	mg	20 (5,000)	40 (5,000)	20 (5,000)	20 (5,000)
Optimal starting point of the operating range*	g	8.2	8.2	8.2	8.2
Sensitivity drift between +10 to +30°C	±ppm/K	1.5	1.5	2	2
Typical stabilization time	s	1	1	1	1
Typical measurement time	s	≤ 1.5	≤ 1.5	≤ 1.5	≤ 1.5
External standard calibration value (min. accuracy class)	kg	10 (E2)	10 (E2)	10 (E2)	5 (E2)
Display result (depending on the set filter level)	s	0.1 – 0.4	0.1 – 0.4	0.1 – 0.4	0.1 – 0.4
Weighing pan size (W × D)	mm	206 × 206	206 × 206	206 × 206	206 × 206
Protection		IP54 in accordance with IEC 60529			

* = According to USP (United States Pharmacopeia) Chapter 41, the optimal operating range is defined as the range from 820 d to the maximum weighing capacity. Depending on the installation location and environmental conditions, the value may be higher.

Precision Balances

Model		6202S	6202P	5202S	4202S
Readability	mg	10	10 20 50	10	10
Weighing capacity	g	6,200	1,500 3,000 6,200	5,200	4,200
Tare range (subtractive)	g	– 6,200	– 6,200	– 5,200	– 4,200
Repeatability	≤±mg	7	7 20 40	6	7
Linearity	≤±mg	20	50	10	20
Corner load (test load [g])	mg	20 (2,000)	50 (2,000)	10 (2,000)	30 (2,000)
Optimal starting point of the operating range*	g	8.2	8.2	8.2	8.2
Sensitivity drift between +10 to +30°C	±ppm/K	2	2	2	2
Typical stabilization time	s	1	1	0.8	0.8
Typical measurement time	s	≤ 1.5	≤ 1.5	≤ 1	≤ 1
External standard calibration value (min. accuracy class)	kg	5 (E2)	5 (F1)	5	2 (E2)
Display result (depending on the set filter level)	s	0.1 – 0.4	0.1 – 0.4	0.1 – 0.4	0.1 – 0.4
Weighing pan size (W × D)	mm	206 × 206	206 × 206	140 × 140	206 × 206
Protection		IP54 in accordance with IEC 60529			

Model		2202S	1202S	12201S	8201S	5201S
Readability	mg	10	10	100	100	100
Weighing capacity	g	2,200	1,200	12,200	8,200	5,200
Tare range (subtractive)	g	– 2,200	– 1,200	– 12,200	– 8,200	– 5,200
Repeatability	≤±mg	7	7	50	50	50
Linearity	≤±mg	20	20	100	100	100
Corner load (test load [g])	mg	20 (1,000)	20 (500)	200 (5,000)	200 (5,000)	200 (2,000)
Optimal starting point of the operating range*	g	8.2	8.2	82	82	82
Sensitivity drift between +10 to +30°C	±ppm/K	2	2	4	4	4
Typical stabilization time	s	0.8	0.8	0.8	0.8	0.8
Typical measurement time	s	≤ 1	≤ 1	≤ 1	≤ 1	≤ 1
External standard calibration value (min. accuracy class)	kg	2 (F1)	1 (F1)	10 (F1)	5 (F2)	5 (F2)
Display result (depending on the set filter level)	s	0.1 – 0.4	0.1 – 0.4	0.1 – 0.4	0.1 – 0.4	0.1 – 0.4
Weighing pan size (W × D)	mm	206 × 206	206 × 206	206 × 206	206 × 206	206 × 206
Protection		IP54 in accordance with IEC 60529				

* = According to USP (United States Pharmacopeia) Chapter 41, the optimal operating range is defined as the range from 820 d to the maximum weighing capacity. Depending on the installation location and environmental conditions, the value may be higher.

Precision High Capacity Balances

Model		70201S	36201S	36201P	20201S
Readability	mg	100	100	100 1,000	100
Weighing capacity	g	70,200	36,200	10,200 36,200	20,200
Tare range (subtractive)	g	- 70,200	- 36,200	- 36,200	- 20,200
Repeatability	≤±mg	100	100	100 500	100
Linearity	≤±mg	500	200	200	200
Corner load (test load [g])	mg	500 (20,000)	300 (10,000)	300 (10,000)	300 (5,000)
Optimal starting point of the operating range*	g	82	82	82	82
Sensitivity drift between +10 to +30°C	±ppm/K	3	2	2	2
Typical measurement time	s	1.5	1.5	1.5	1.5
External standard calibration value (min. accuracy class)	kg	20 (F1)	10 (F1)	10 (F1)	10 (F1)
Display result (depending on the set filter level)	s	0.1 – 0.4	0.1 – 0.4	0.1 – 0.4	0.1 – 0.4
Weighing pan size (W × D)	mm	400 × 300	400 × 300	400 × 300	400 × 300
Protection		IP54 in accordance with IEC 60529			

Model		70200S	36200S
Readability	mg	1,000	1,000
Weighing capacity	g	70,200	36,200
Tare range (subtractive)	g	- 70,200	- 36,200
Repeatability	≤±mg	500	500
Linearity	≤±mg	1,000	1,000
Corner load (test load [g])	mg	1,000 (20,000)	1,000 (10,000)
Optimal starting point of the operating range*	g	820	820
Sensitivity drift between +10 to +30°C	±ppm/K	2	3
Typical measurement time	s	1	1
External standard calibration value (min. accuracy class)	kg	20 (F1)	10 (F1)
Display result (depending on the set filter level)	s	0.1 – 0.4	0.1 – 0.4
Weighing pan size (W × D)	mm	400 × 300	400 × 300
Protection		IP54 in accordance with IEC 60529	

* = According to USP (United States Pharmacopeia) Chapter 41, the optimal operating range is defined as the range from 820 d to the maximum weighing capacity. Depending on the installation location and environmental conditions, the value may be higher.

Cubis® Leveling

Ø	Cubis® shows the level indicator on the display and provides support for rapid leveling (a standard feature on MSA and MSU display and control units; for MSE units, only symbols are provided to support manual leveling).
1	Fully automatic, motorized Q-Level leveling at the touch of a key (available for all Cubis® weighing modules with a weighing capacity of > 6.1 g and ≤ 6200 g).

Test Certificates

ØØ	Standard certificate of conformity to specifications
TR	Like ØØ, but with a detailed test protocol

Cubis® Draft Shields

DØ	Flat, stainless steel weigh pan with no draft shield for weighing modules with a pan size of 206 × 206 mm and 400 × 300 mm.
DR	Flat, stainless steel weighing pan draft shield (removable, with no glass components) for all precision balances with a readability of 1 mg and weighing module 5202S.
DE	Manual, glass draft shield for all precision balances with a readability of 1 mg and weighing module 5202S.
DU	Manual, glass analytical draft shield with smooth-action doors that open wide and provide unimpeded access to the weighing chamber without interfering braces. For all models with 0.01 mg, 0.1 mg, and 1 mg readability and weighing module 5202S.
DA	Automatic, glass motorized draft shield with learning capability for user-friendly operation and easy customization to the changing requirements of different applications. For all models with 0.01 mg, 0.1 mg, and 1 mg readability and weighing module 5202S.
DI	Identical to the DA draft shield, but also includes an integrated ionizer to eliminate interfering electrostatic charges on samples and sample containers.
DM	Automatic, motorized, round 100% glass draft shield with learning capability for ultra-micro and micro balances with a readability of 0.0001 mg and 0.001 mg (2.7S, 6.6S and 3.6P weighing modules).
DF	Manual, stainless steel draft shield for weighing filters with diameters of up to 50 mm (75 mm and 90 mm pans optional) in ultra-micro and micro balances with a readability of 0.0001 mg and 0.001 mg (not for weighing module 3.6P). Designed to minimize the effects of static electricity.

Interface Module Options

IR	RS-232 interface, 25-pin
IB	Bluetooth® interface
IP	RS-232 interface, 9-pin, incl. PS/2 interface

Cubis® Optional Accessories

Printers and Communication

Verifiable data printer for connection to RS-232, 25-pin, accessory interface	YDP10-OCE
Verifiable data printer with <i>Bluetooth</i> ® data transmission (with YD001MS-B or option IB only)	YDP10BT-OCE
Ink ribbon for YDP10-OCE and YDP10BT-OCE	6906918
Paper rolls for printer YDP10-OCE; 5 rolls, each with 50 m	6906937
Data interface <i>Bluetooth</i> ® for wireless connection of data printer YDP10BT-OCE	YD001MS-B
RS-232C data interface, 9-pin including PS/2 for connecting a computer or keyboard	YD001MS-P
RS-232C data interface, 25-pin for connection of Cubis® accessories	YD001MS-R
Display cable, 3 m, for Cubis® MSA and MSU models for detached setup of display and weighing unit (installation by Sartorius Service or or in factory [order VF4016])	YCC01-MSD3
Display cable, 3 m, for Cubis® MSE models, for detached setup of display and weighing unit (installation by Sartorius Service or or in factory [order VF4016])	YCC01-MSD3
Cable, 3 m, between weighing module and electronics module for Cubis® models with 0.01 mg 0.001 mg 0.0001 mg readability	YCC01-MSM3
Installation display cable 3 m for Cubis® models, for detached setup of display and weighing unit	VF4016
25-pin RS232 to USB cable	YCC01-USBM2
RS-232C connection cable to connect computer with 9-pin; COM interface, length 5 ft	YCC05-001M2
WinWedge, software for data communication between balance and computer (via RS232)	YSW05
WinWedge, software for data communication (via Ethernet)	YSW06

Displays and Input | Output Elements

MSA control unit with color TFT graphic display and touch screen	YAC01MSA
MSE control unit with backlit liquid-crystal display and tactile keys	YAC01MSE
MSU control unit with backlit black white graphic display and tactile navigation keys	YAC01MSU
Barcode scanner with connecting cable, 120 mm reading range	YBR03PS2
Foot switch for printing, taring, or using a different function key; key function selectable by menu code, incl. T-connector	YFS01
Infrared sensor for touch-free activation of functions (e.g., controlling the draft shield)	YHS01MS
Hand switch for printing, taring, or using a different function key; key function selectable by menu code, incl. T-connector	YHS02
Foot switch for activating the OPEN CLOSE draft shield functions (only in combination with DA and DI draft shield), taring and printing	YPE01RC
Additional display, LCD, digit height 13 mm, backlit	YRD03Z
3-segment checkweighing display, red – green – red, for plus minus measurements, incl. T-connector	YRD11Z

Pipette Calibration Hardware

Pipette calibration kit (hardware) for models with 0.1 mg and 0.01 mg readability Consists of moisture trap and all required adapters	YCP04MS
Pipette calibration kit (hardware) for micro balance weighing modules 6.6S and 3.6P Consists of moisture trap and all required adapters	VF988

Filter Weighing and Anti-static Accessories

Anti-static weighing pan, 130 mm diameter, for weighing modules with a readability of 0.1 mg or 0.01 mg	YWP01MS
Filter weighing pan, 75 mm diameter, for ultra-micro and micro balance models (weighing modules 6.6S, 2.7S; only for DF draft shield)	VF2562
Filter weighing pan, 90 mm diameter, for ultra-micro and micro balance models (weighing modules 6.6S, 2.7S; only for DF draft shield)	VF2880
Ionization blower to eliminate electrostatic charges on sample containers and samples	YIB01-OUR
Stat-Pen ionization probe for discharging electrostatically charged samples and filters	YSTP01

Special Applications

Density determination kit for solids and liquids for: weighing modules with a readability of < 1 mg	YDK01MS
Density determination kit for solids and liquids for: weighing modules with a readability of 1 mg	YDK02MS
Q-Grip, universal holder for containers used for weighing and filters up to a diameter of 120 mm (replaces the original weighing pan; for Cubis® models with 0.01 and 0.1 mg readability)	YFH01MS
Q-Grid weighing pan for Cubis® models with a readability of 10 mg or 100 mg (pan size of 206 × 206 mm) for weighing in laboratory hoods, safety powder hoods or workbenches (reduces exposure of the weighing pan to lift by strong air current; replaces standard weighing pan)	YWP03MS

Anti-Vibration Solutions

Balance table made of cast stone, for weighing with vibration dampening	YWT03
Wall console	YWT04
Balance table made of wood with cast-stone inset for precise, reliable weight measurements	YWT09
Granite Platform (13" × 15") with vibration isolators	U1-21201315
Granite Platform (16" × 21") with vibration isolators	U1-24201621

Weighing Accessories

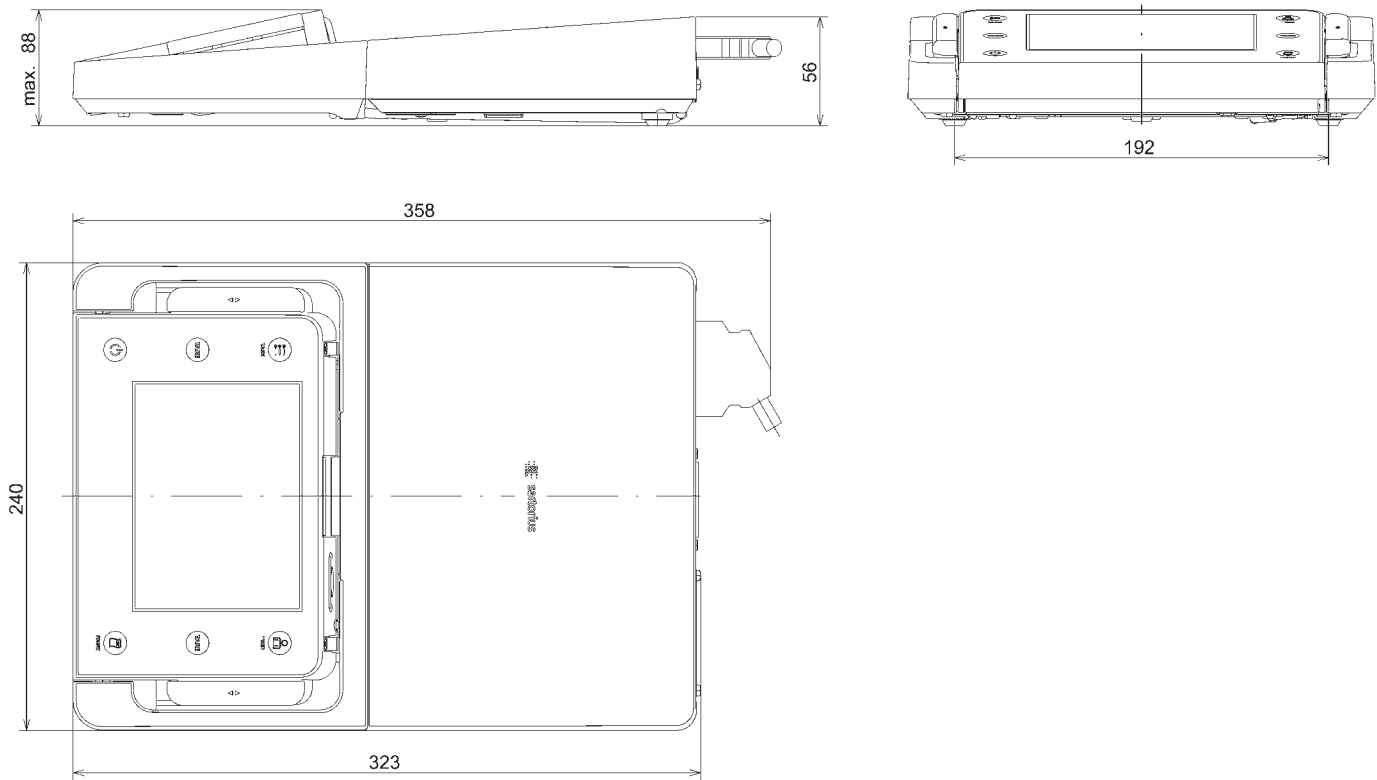
Weighing scoop of chrome nickel steel, 90 × 32 × 8 mm	641214
Aluminum weighing scoop, 4.5 mg (pack of 250) for ultra-micro and micro balance models	U1-6565-250
Support arm for 10 100 mg precision weighing modules for raised mounting of MSE, MSU and MSA display and control units	YDH01MS
Support arm for precision weighing modules with 100 mg 1 g readability and weighing capacity ≥ 20 kg for raised mounting of MSE, MSU, and MSA display and control units	YDH02MS
Hook for below-balance weighing; for precision weighing modules with 100 mg 1 g readability and weighing capacity ≥ 20 kg	69EA0040

The brand name and logo for *Bluetooth*® wireless technology are owned by Bluetooth SIG Inc. The use of this brand name and trademark by Sartorius AG is under license. Other brand names and trademarks are the property of their respective owners.

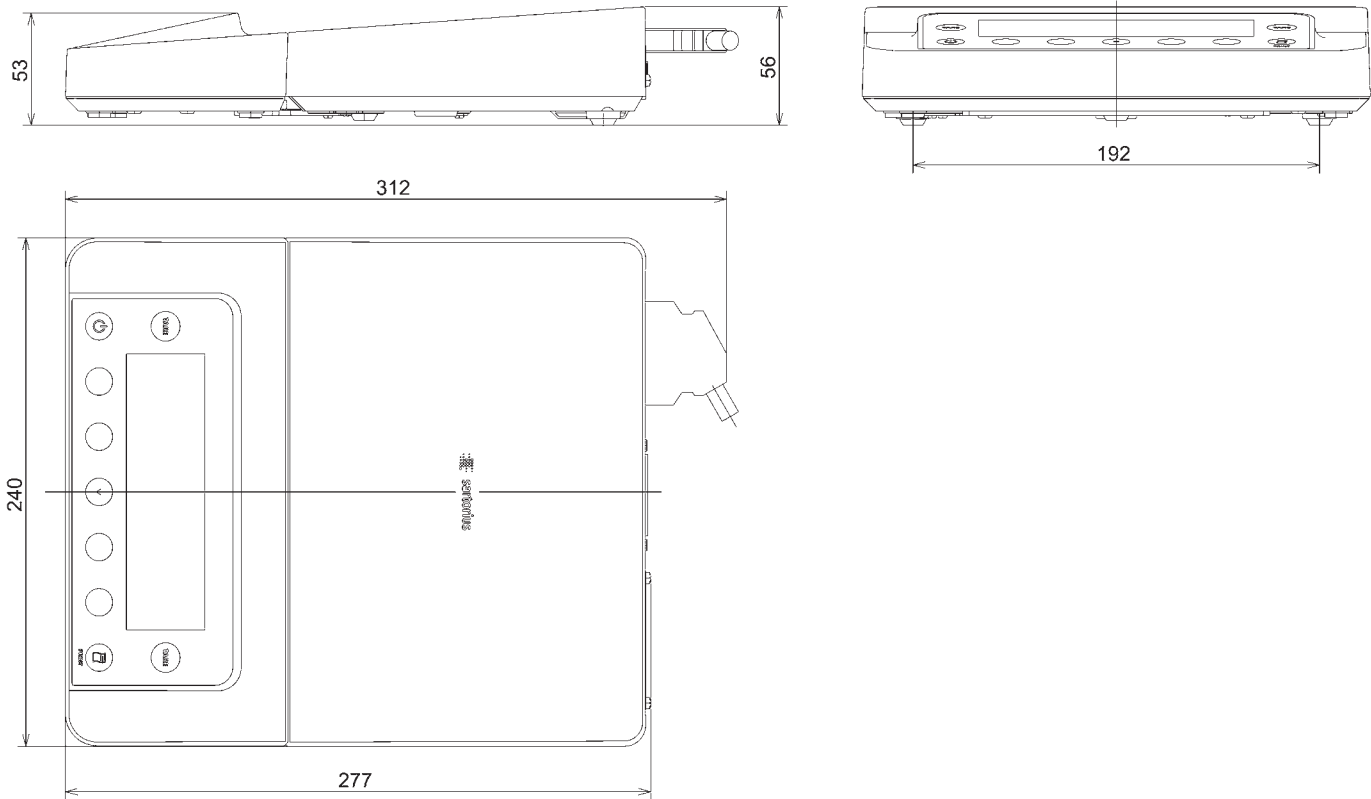
Balance Dimensions

Ultramicrobalance | Microbalance Control Unit MSA | MSU with E-box

All dimensions are given in millimeters

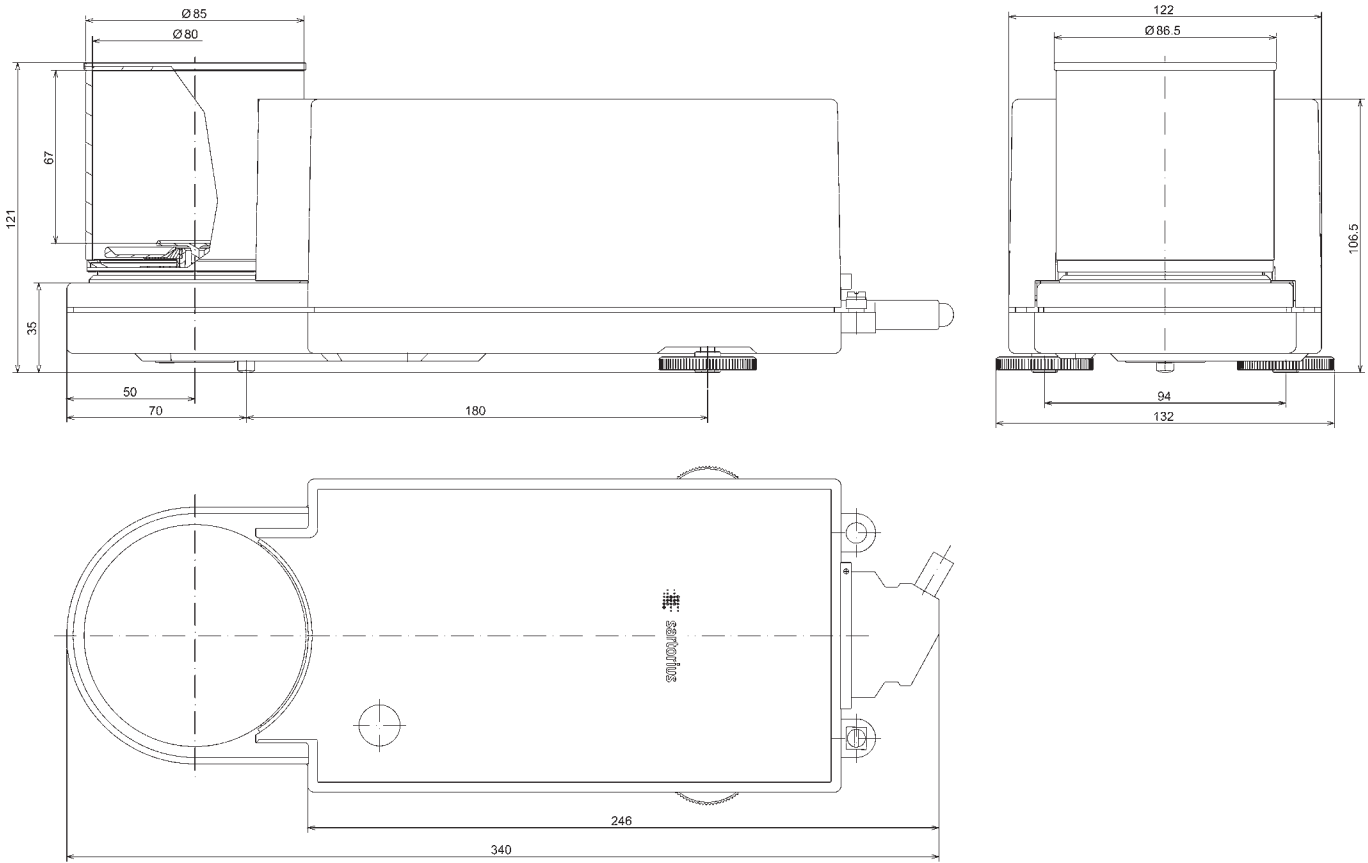


Ultramicrobalance | Microbalance Control Unit MSE with E-box
All dimensions are given in millimeters

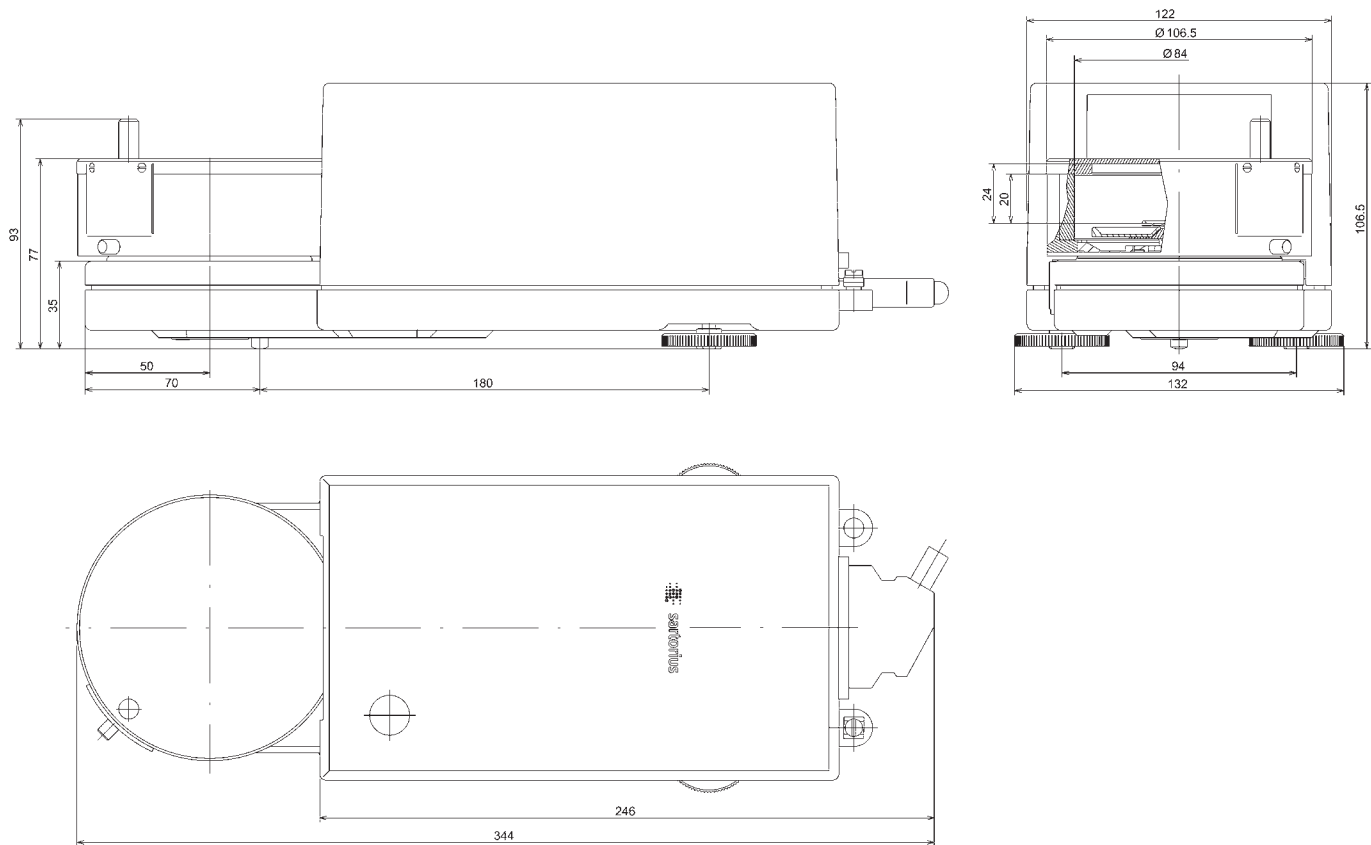


Ultramicrobalance | Microbalance Weighing Module with DM Draft Shield

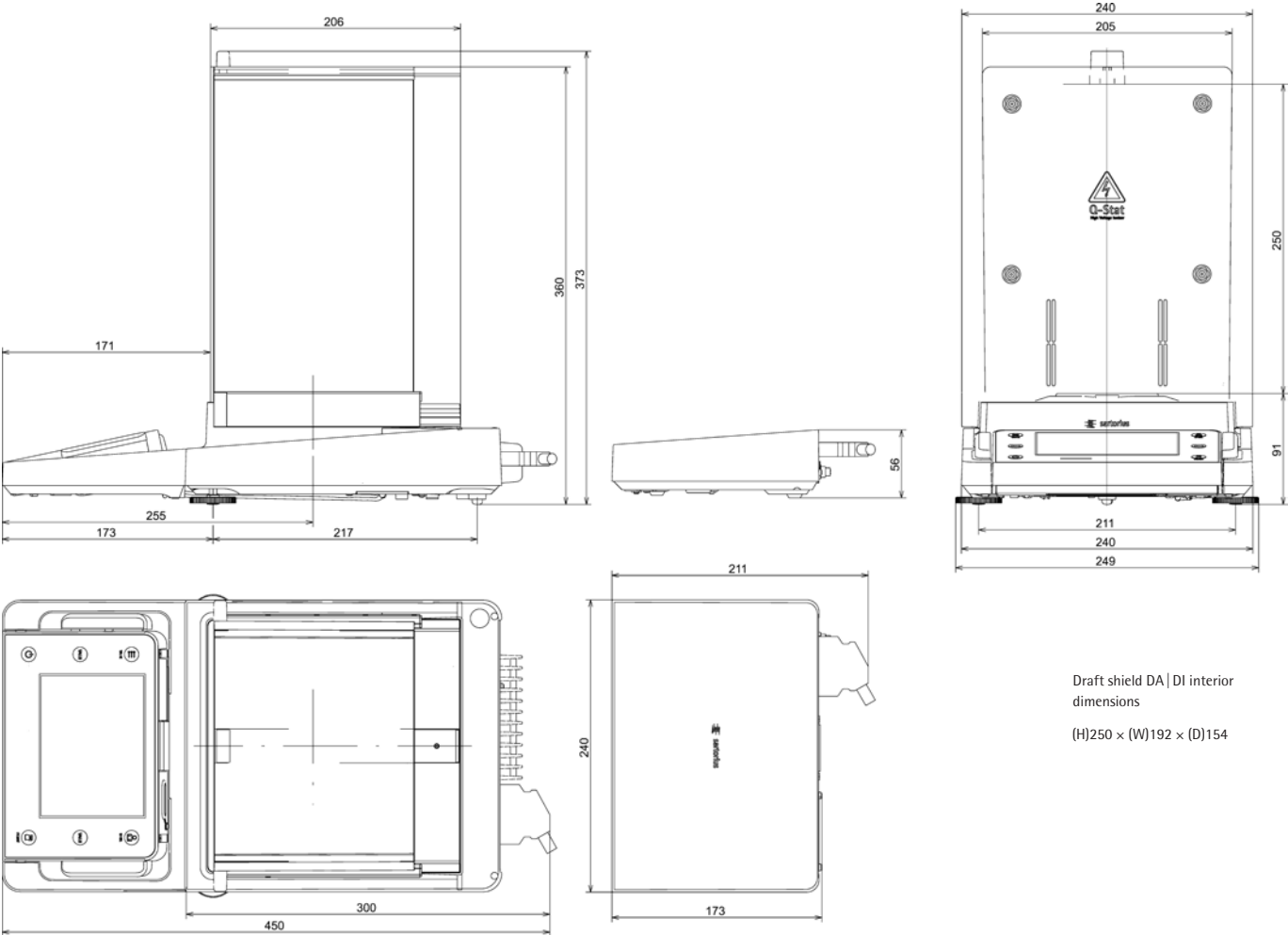
All dimensions are given in millimeters



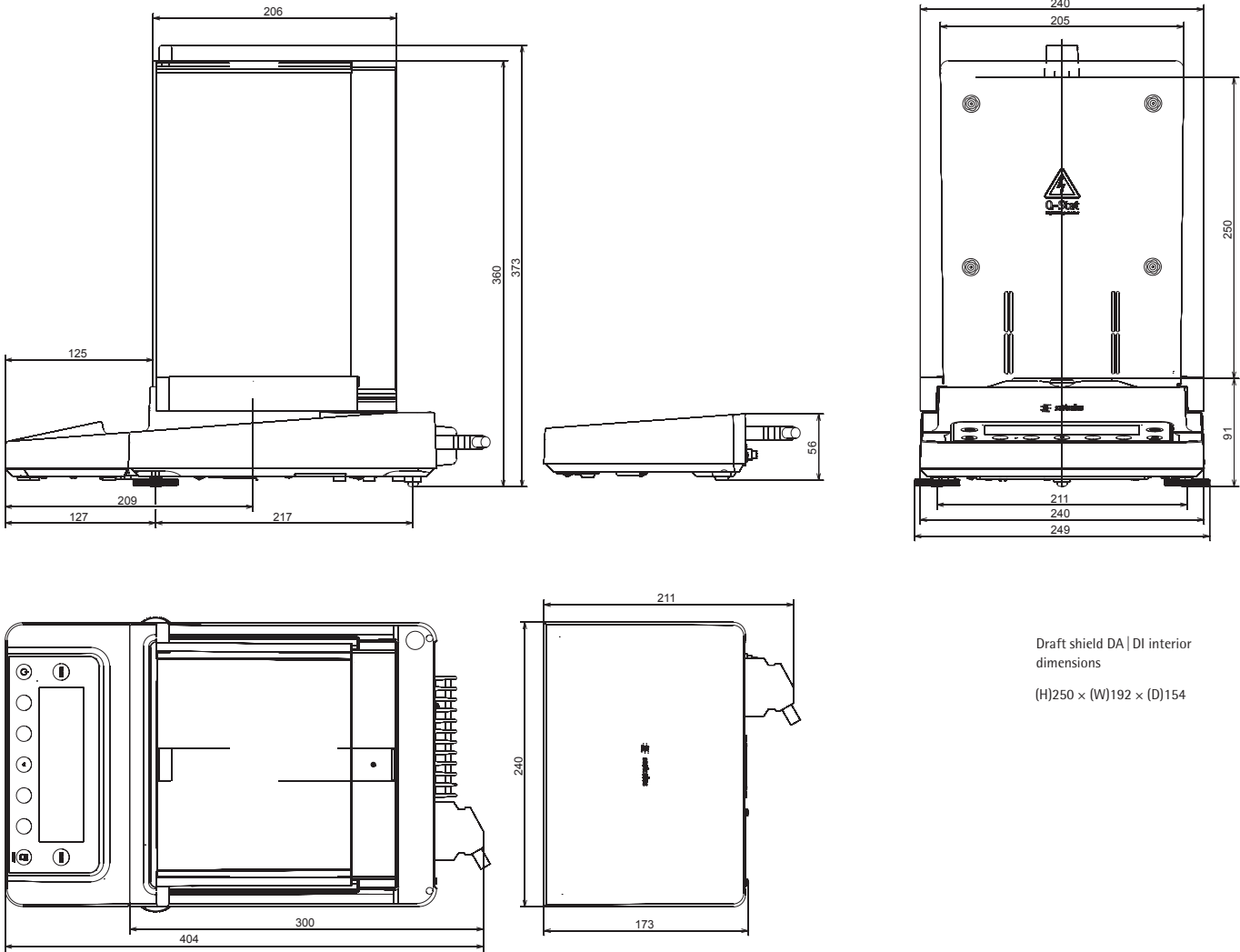
Ultramicrobalance | Microbalance Weighing Module with DF Draft Shield
 All dimensions are given in millimeters



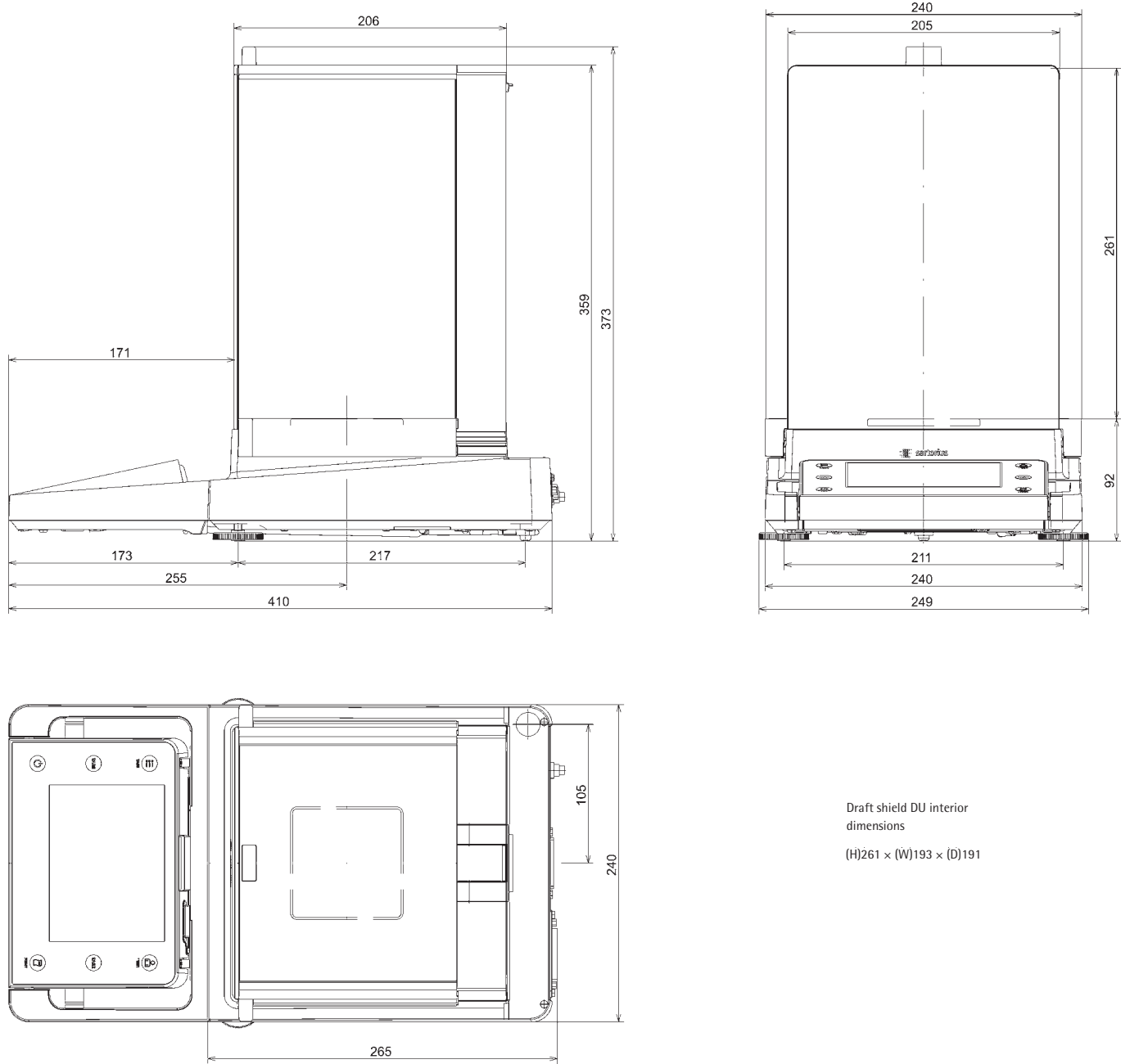
Semi-microbalances with Motorized Draft Shield – Control Unit MSA | MSU with E-box
 All dimensions are given in millimeters



Semi-microbalances with Motorized Draft Shield – Control Unit MSE with E-box
 All dimensions are given in millimeters

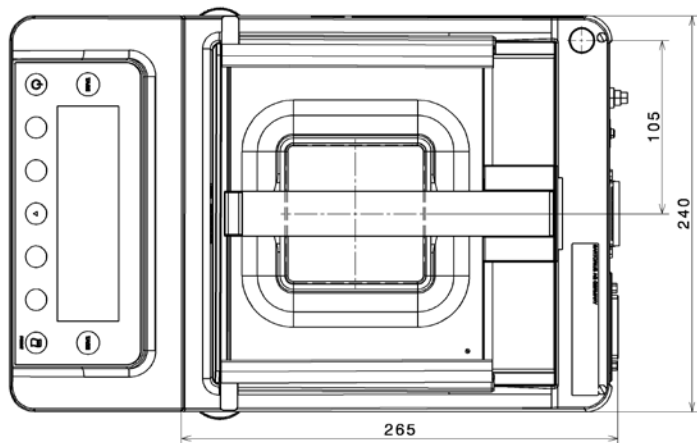
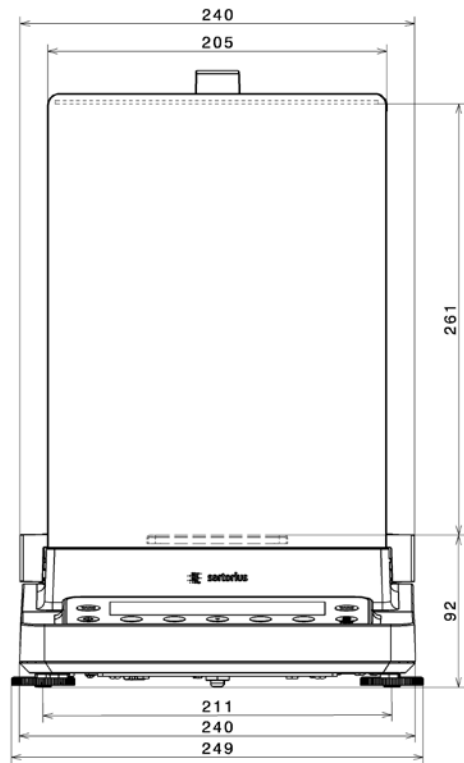
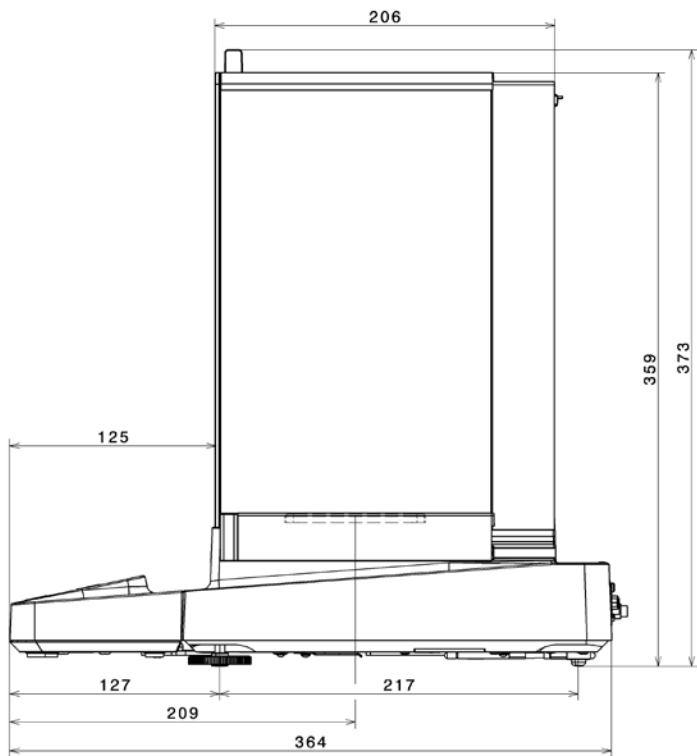


Analytical Balances with Manual DU Draft Shield – Control Unit MSA | MSU
 All dimensions are given in millimeters



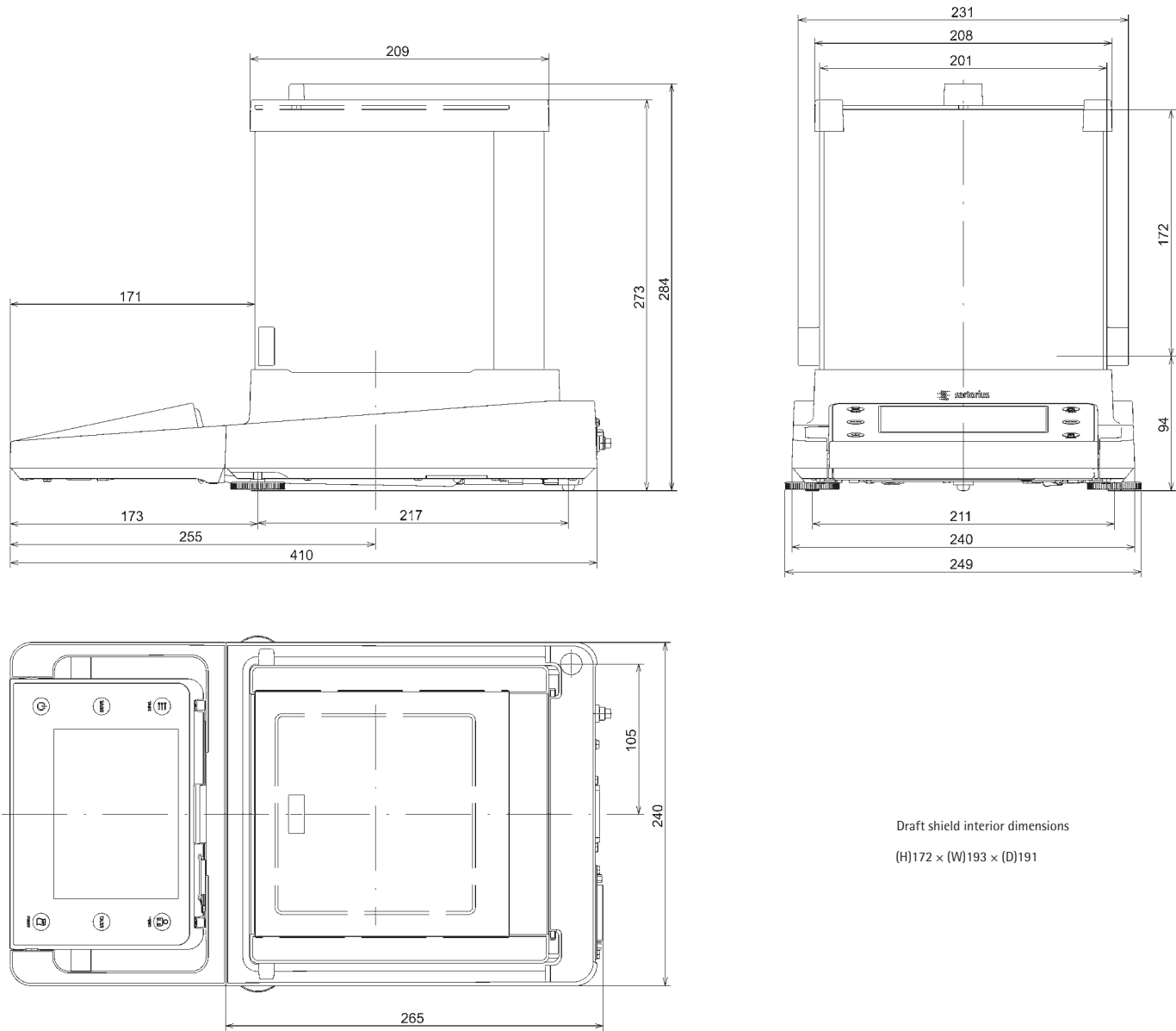
Draft shield DU interior dimensions
 (H)261 × (W)193 × (D)191

Analytical Balances with a Manual DU Draft Shield – Control Unit MSE
 All dimensions are given in millimeters

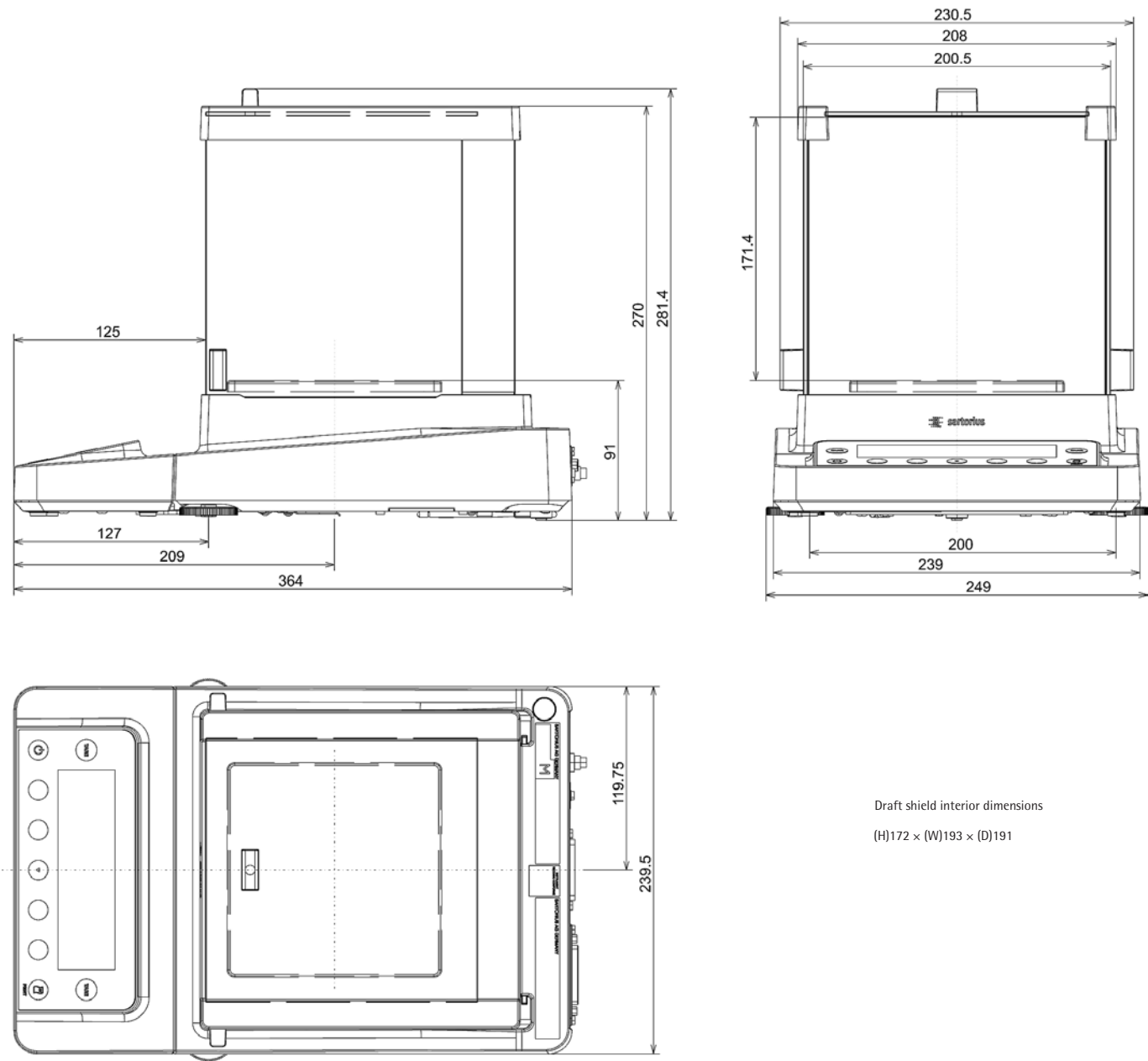


Draft shield DU interior dimensions
 (H)261 × (W)193 × (D)191

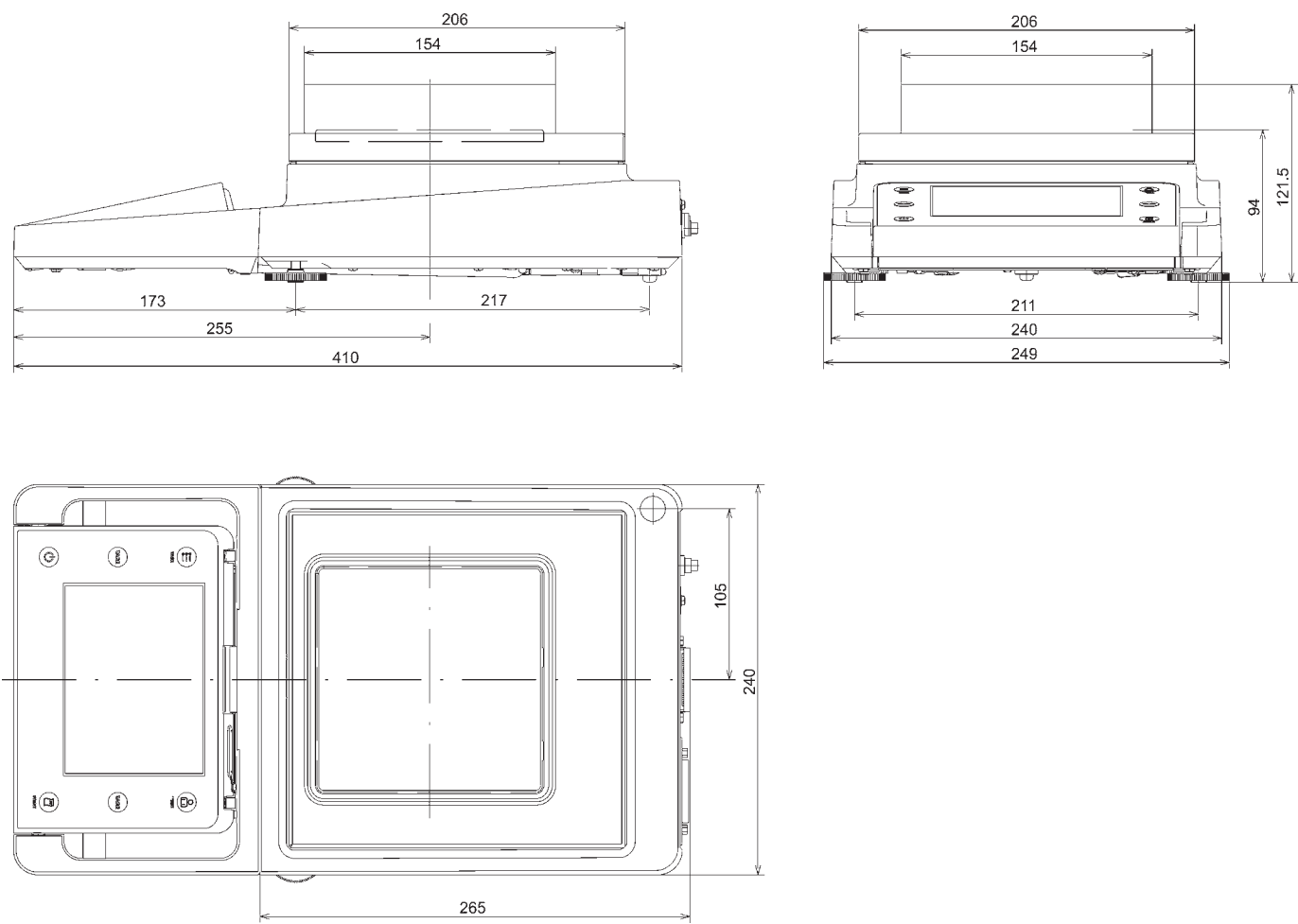
Precision Balances with a Readability of 1 mg and Manual DE Draft Shield – Control Unit MSA | MSU
 All dimensions are given in millimeters



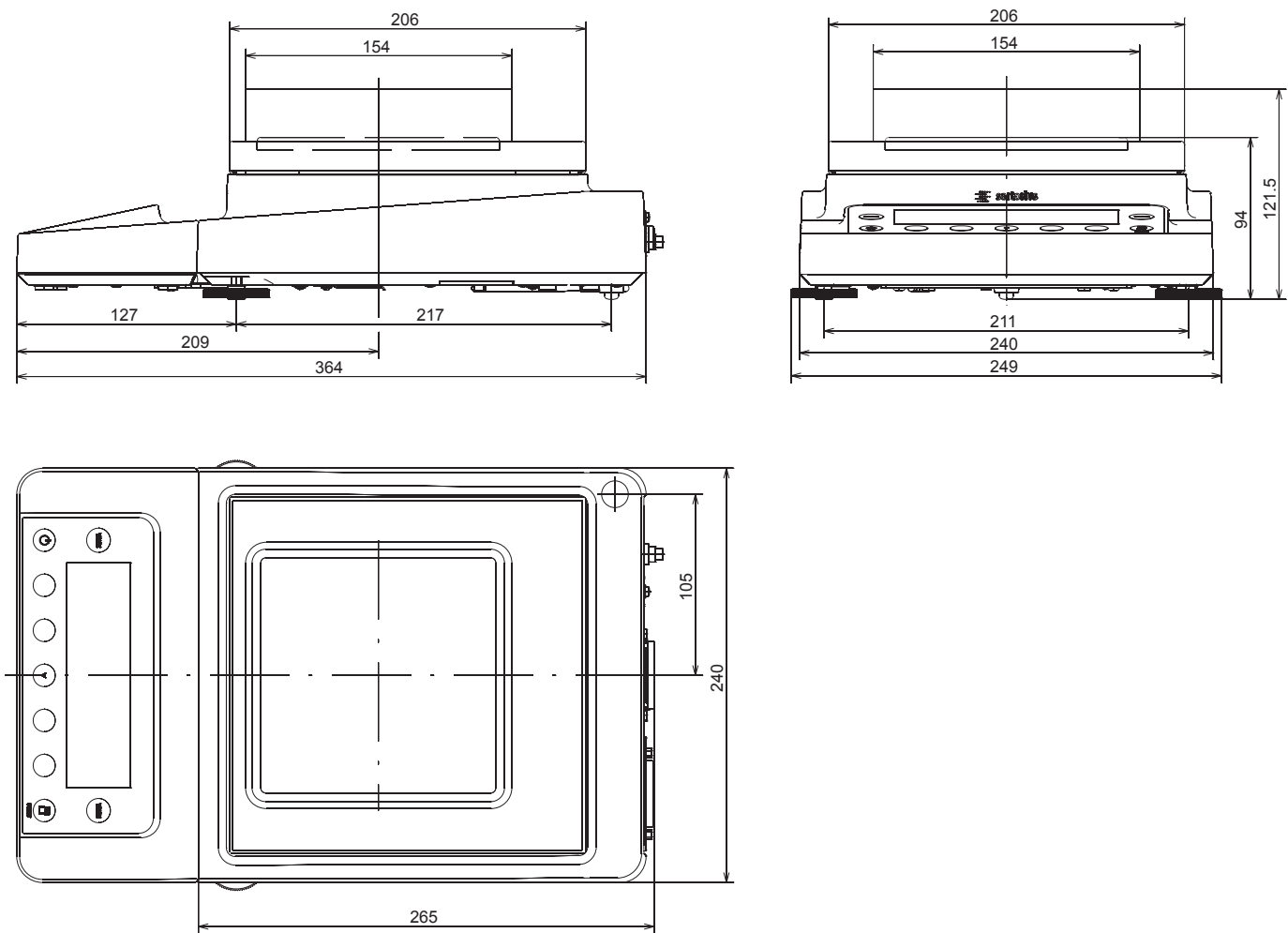
Precision Balances with a Readability of 1 mg and Manual DE Draft Shield – Control Unit MSE
 All dimensions are given in millimeters



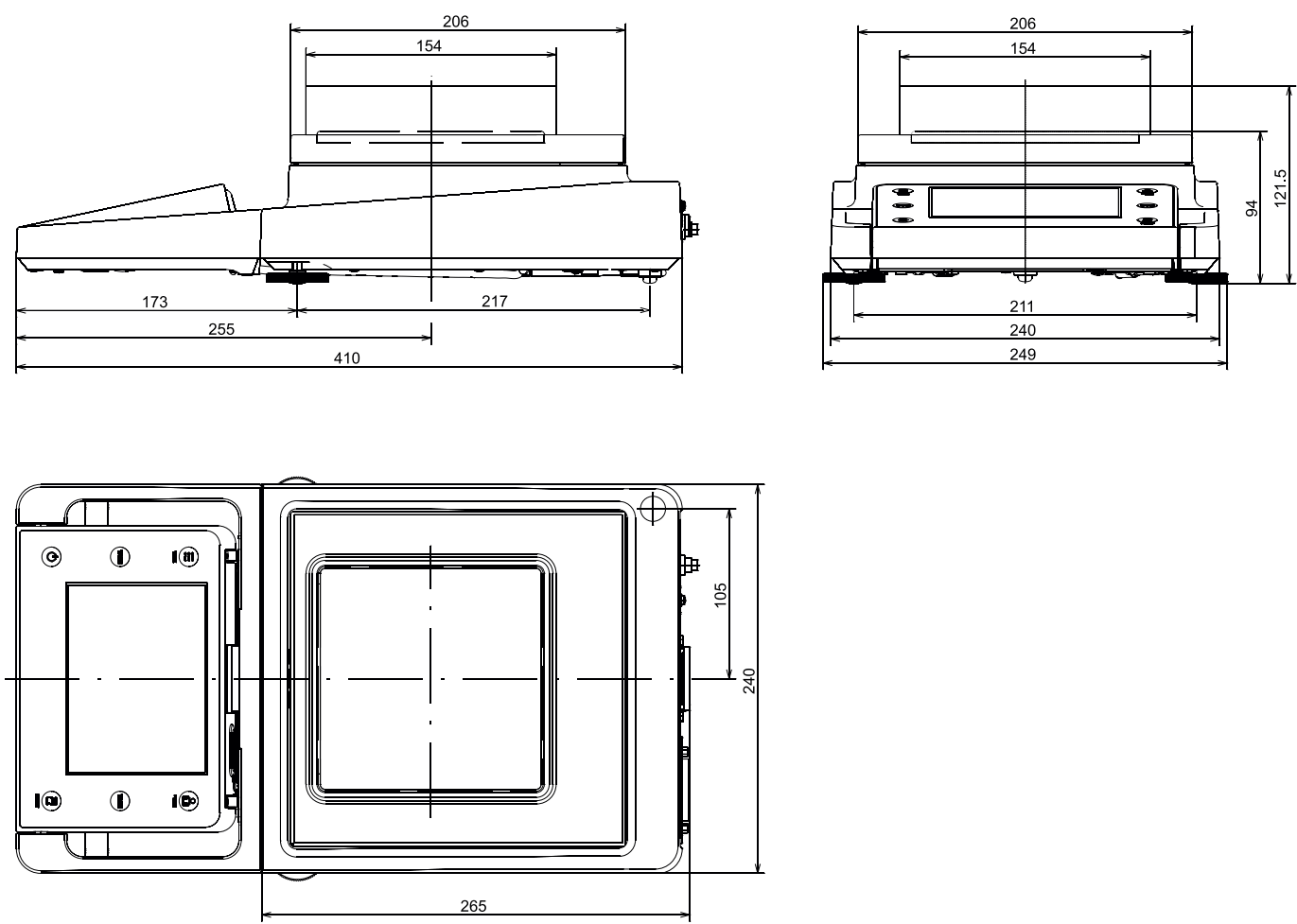
Precision Balances with a Readability of 1 mg and Framed DR Draft Shield – Control Unit MSA | MSU
All dimensions are given in millimeters



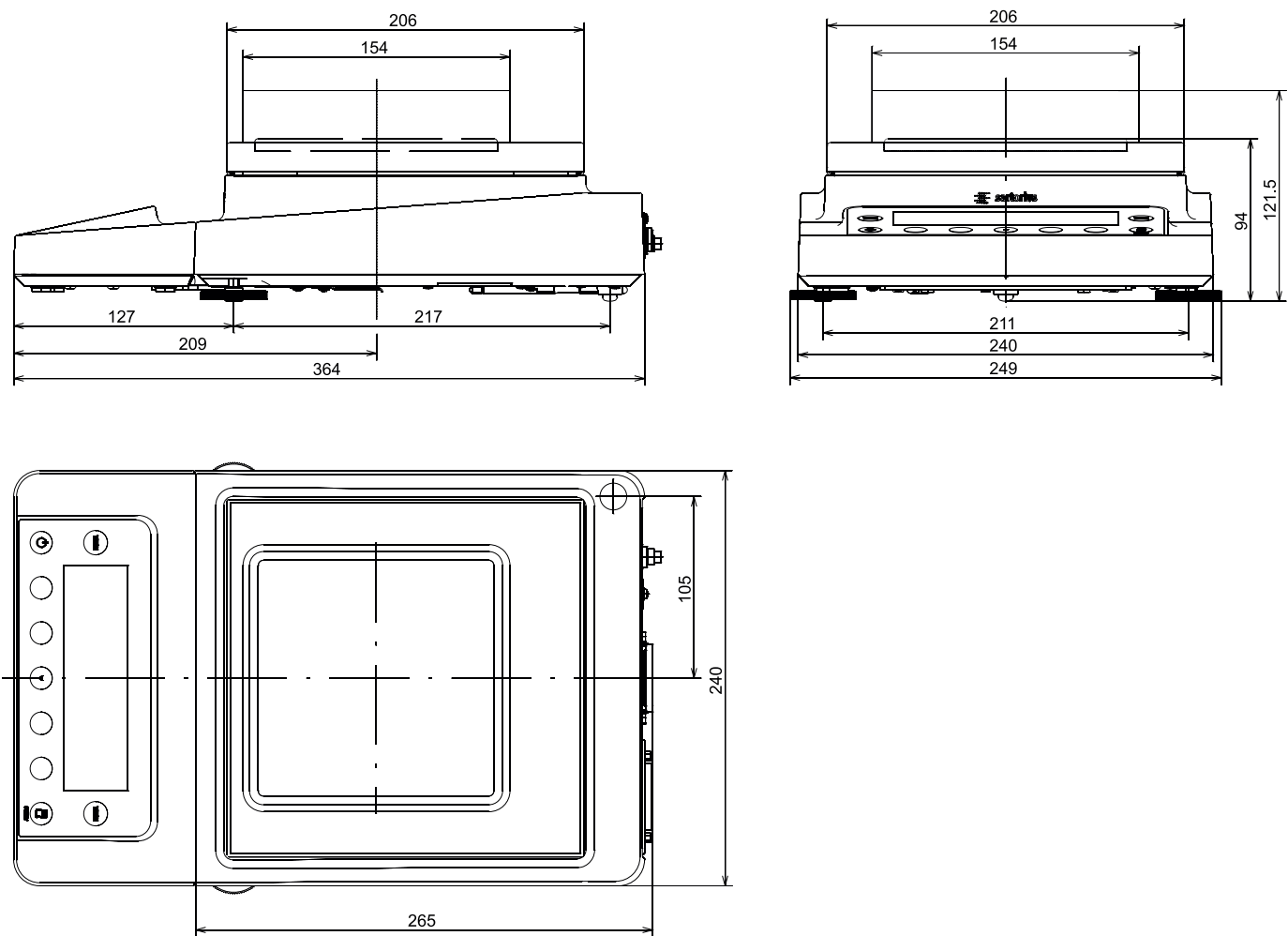
Precision Balances with a Readability of 1 mg and Framed DR Draft Shield – Control Unit MSE
All dimensions are given in millimeters



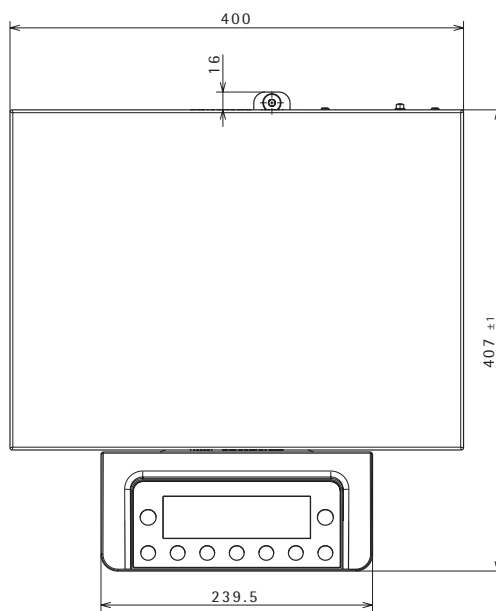
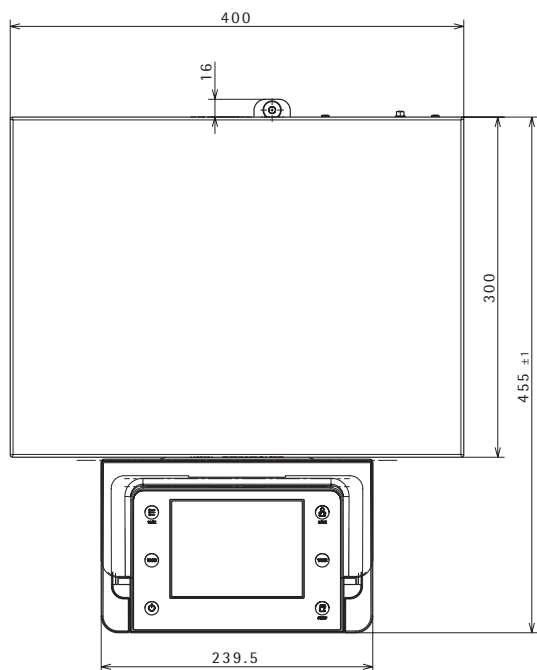
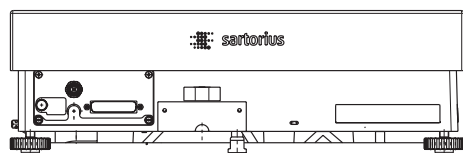
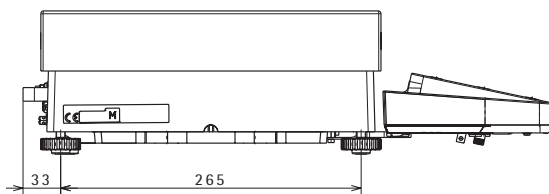
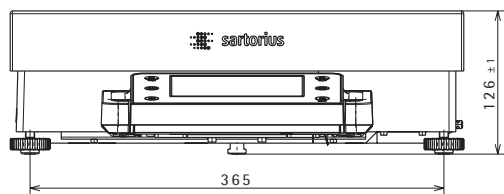
Precision Balances with No Draft Shield – Control Unit MSA | MSU
All dimensions are given in millimeters



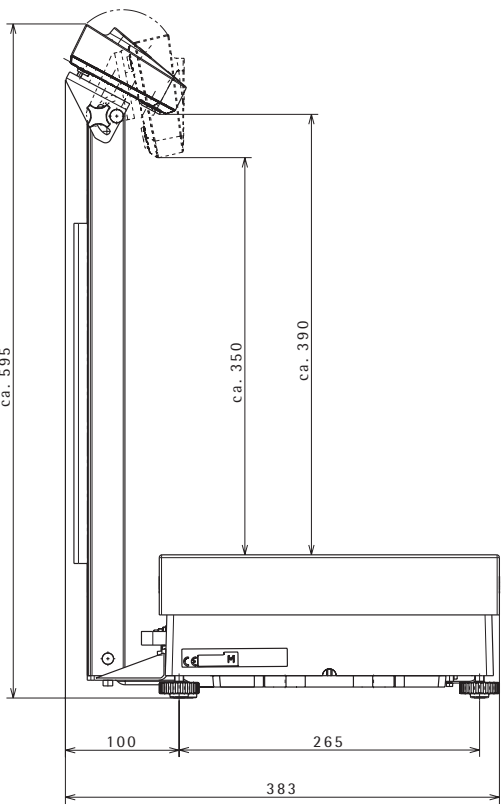
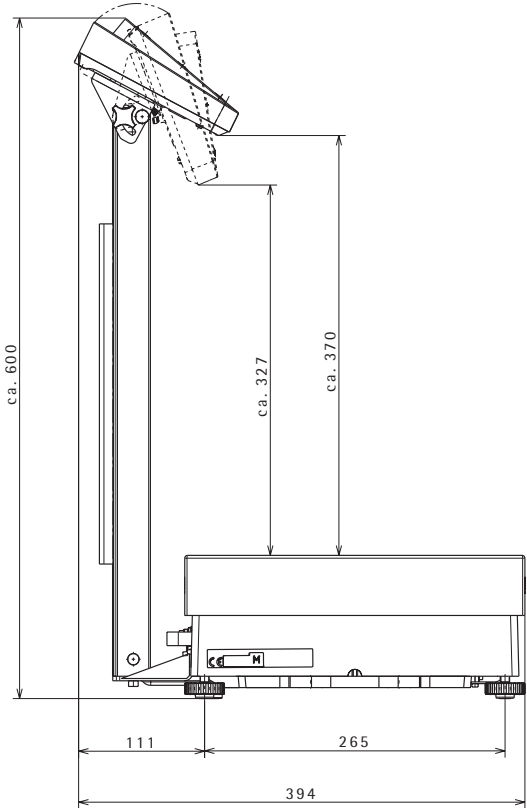
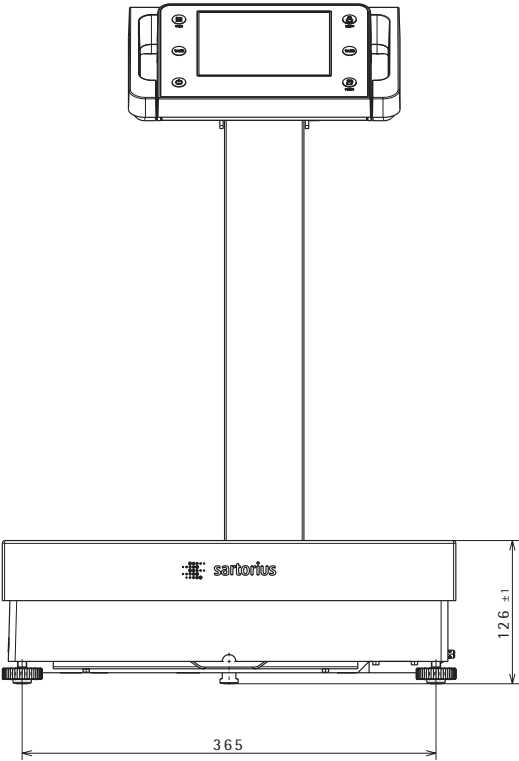
Precision Balances with No Draft Shield – Control Unit MSE
All dimensions are given in millimeters



Precision High Capacity Balances
All dimensions are given in millimeters



Precision High Capacity Balances
All dimensions are given in millimeters



USA

Sartorius Corporation
5 Orville Drive, Suite 200
Bohemia, NY 11716

Phone +1.631.254.4249
Toll-free +1.800.635.2906
Fax +1.631.254.4253

www.sartorius.us

Canada

Sartorius Canada Inc.
2179 Dunwin Drive #4
Mississauga, ON L5L 1X2

Phone +1.905.569.7977
Toll-Free +1.800.668.4234
Fax +1.905.569.7021

www.sartorius.com

Technical specifications subject to change
without notice.

Printed in the EU on paper bleached without chlorine. | W
Publication No.: W--2025am140802
Order No.: 98649-014-18
Ver. 08 | 2014